

THANK YOU

☆☆ for your purchase! ♡♡

DID YOU KNOW THAT WHEN YOU LEAVE FEEDBACK ON TPT YOU EARN CREDITS TOWARDS FUTURE PURCHASES? ★★★★★ Extremely satisfied
I TRULY APPRECIATE YOUR FEEDBACK TO HELP MY LITTLE STORE GROW.

QUESTIONS/CONCERNS PLEASE CONTACT ME:

HEARTANDMINDTEACHING@GMAIL.COM



Hello! 
I'm Ashley!



A School Counselor,
curriculum developer, blogger,
and mama to two young
boys. I have a passion for
creating fun and engaging
resources for Counseling
and Social Emotional
Learning.



LET'S CONNECT:





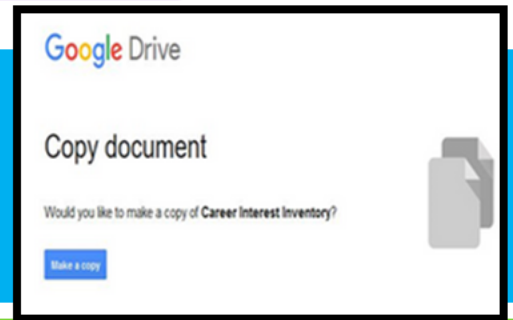
Google Slides

YOUR RESOURCE COMES WITH A DIGITAL VERSION FOR USE IN GOOGLE SLIDES VIA GOOGLE CLASSROOM. FOLLOW THESE STEPS TO UPLOAD YOUR RESOURCE.

Click here to get your copy: [Community Worker](#)

1

You will be prompted to make a copy of the resource. Click on the blue box that says "Make a copy" and the resource will go directly into your Google drive.



2

Go to your Google Drive and locate the copy of the file. You can rename the file at this point or add/delete slides.

3

Next, go to your Google Classroom and add an assignment. Select the Google Drive Symbol and select the resource you want to assign.

4

From here, you should see a grey box that says "Students can view file." Click the grey box. A dropdown menu should appear. Select, "Make a copy for each student."

5

From here, you should see a grey box that says "Students can view file." Click the grey box. A dropdown menu should appear. Select, "Make a copy for each student."

YOU HAVE TO MAKE A COPY FOR EACH STUDENT! Otherwise, they will all be editing the same file.

Click "Assign" in the top right corner if you're ready to post! This product is meant to be used in "edit" mode (not "presentation" mode). Edit mode is the only mode that allows drag & drop and writing in text boxes.

Helpful links for using Google Classroom:

[Teacher Tips for using Google Classroom \(TPT blog\)](#)

[Getting Started with Google Classroom \(youtube video\)](#)



DAY IN THE LIFE OF A COMMUNITY WORKER



Session Objective:

*Students will identify what community workers do, wear, where they work, and tools they use.

Materials:

- *Community worker handouts and ppt.
- *Cut out the cut/paste items beforehand to save time.

Guiding Questions:

- *Why is it important to know what community workers do?
- *What are some community roles you might be interested in doing?
- *What are some common characteristics needed for community workers?

ASCA Standards Alignment:

- *Mindset: Belief in development of whole self, including a healthy balance of mental, social/emotional and physical well-being. (M 1)
- *Behavior: Learning Strategies: Critical thinking skills to make informed decisions (B-LS 1)
- *Behavior: Social Skills: Ethical decision-making and social responsibility. (B-SS 5)

SEL Competencies:


- *Self-management: Goal setting.
- *Responsible Decision-Making: Analyzing situations, solving problems, evaluating, reflecting, ethical responsibility.

Session Details (about 30 minutes)


*Show the PowerPoint. Each community helper has three slides featured of them, the first slide describes where they work, characteristics they need, what they wear, and tools they use. The second slide "Day in the life of a..." shows daily tasks the worker often performs as part of their job. The third slide asks the students to be that job for the day, on this slide it will ask for them to help solve a problem that the career person encounters. This can be done as a whole group, there is usually more than one correct answer on the clipboard answer options. Ask the students to explain why they chose their answers.

*Follow along with the accompanying handouts or have them complete it after the PowerPoint to have them test their knowledge on what was just taught. There are two pages for each career on the handouts, the first has students write in the characteristics, where they work, and three tasks they perform. Then they use the cut/paste items to fill in the "Tools I use" and "What I wear area". The second page asks them the same problem-solving question featured in the PowerPoint. Additionally, there is a bulletin board activity that can also be used for upper-level learners to write the daily tasks of each career.

VETERINARIAN



Characteristics:



Where I work:



What I wear:

--	--	--

Daily Tasks:




Tools I use:

--	--	--	--	--

VETERINARIAN FOR THE DAY



**A woman is upset
about her sick cat.
What should the
Vet do?**



What should the Vet do?

- ☐ **Treat the cat with medicine.**
- ☐ **Tell the woman to come back another time.**
- ☐ **Give the cat treats.**
- ☐ **Examine the cat.**


TEACHER



Characteristics:



Where I work:



What I wear:

--	--	--


Daily Tasks:



Tools I use:

--	--	--	--	--

TEACHER FOR THE DAY



**A student is struggling
to understand the
lesson that was just
taught.**



What should the Teacher do?

- ☐ **Work with them one-on-one.**
- ☐ **Assign extra homework.**
- ☐ **Take away recess.**
- ☐ **Reteach that lesson.**
- ☐ **Find the reason for the student not understanding.**


JUDGE



Characteristics:



Where I work:



What I wear:

--	--	--


Daily Tasks:



Tools I use:

--	--	--	--	--

JUDGE FOR THE DAY




**The courtroom is
loud and is
upsetting the
witness.**

What should the Judge do?

- ☐ **Tell the courtroom to be quiet.**
- ☐ **Remove the loud people.**
- ☐ **Take a short break.**
- ☐ **Tell the witness to continue.**
- ☐ **Remove unnecessary people.**



LAWYER



Characteristics:



Where I work:



What I wear:

--	--	--


Daily Tasks:




Tools I use:

--	--	--	--	--

LAWYER FOR THE DAY



**The opposing lawyer
brings more evidence
against your client to
the judge.**



What should the Lawyer do?

- ☐ **Ask for a break to review the new evidence.**
- ☐ **Ask the evidence not be allowed.**
- ☐ **Ask for a delay in the trial.**
- ☐ **Get angry at the other lawyer.**

Painter



Characteristics:



Where I work:



What I wear:

--	--	--



Daily Tasks:




Tools I use:

--	--	--	--	--

PAINTER FOR THE DAY




**The customer decides
they don't like the color
they picked for the wall.**



What should the Painter do?

- ☐ **Re-paint the wall for free.**
- ☐ **Re-paint the wall for a fee.**
- ☐ **Tell them you are too busy.**
- ☐ **Tell them the color is fine.**
- ☐ **Paint a small section with the new color to see if they like it.**

PARK RANGER



Characteristics:



Where I work:



What I wear:

--	--	--

Daily Tasks:



Tools I use:

--	--	--	--	--


PARK RANGER FOR THE DAY




**A visitor is lost
in the park.**

What should the Ranger do?


- ☐ **Radio other park rangers to be on the lookout.**
- ☐ **Get a description and last known location of person.**
- ☐ **Wait to see if they turn up.**
- ☐ **Assemble a search party.**



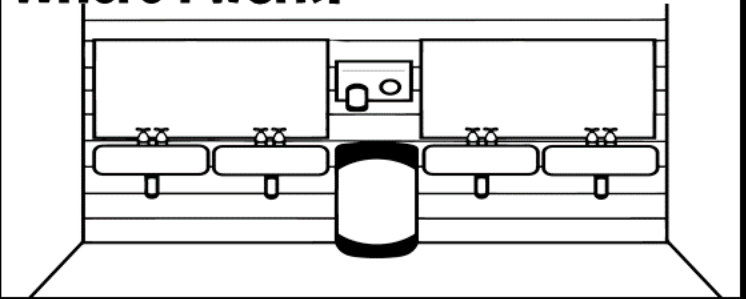
PLUMBER



Characteristics:



Where I work:



What I wear:

--	--	--


Daily Tasks:



Tools I use:

--	--	--	--	--

PLUMBER FOR THE DAY




**A customer calls
that her toilet is
overflowing and a
pipe burst.**



What should the Plumber do?

- ☐ **Come as soon as you can.**
- ☐ **Tell them it can wait.**
- ☐ **Use a plunger to unclog it.**
- ☐ **Tell them to buy a new toilet.**
- ☐ **Use a wrench to fix the pipe and stop the leak.**


WASTE COLLECTOR



Characteristics:



Where I work:



What I wear:

--	--	--


Daily Tasks:




Tools I use:

--	--	--	--	--

WASTE COLLECTOR FOR THE DAY




**A trash bag falls
open and spills
trash everywhere.**



What should the Worker do?

- ☐ **Leave the trash there.**
- ☐ **Sweep up the trash.**
- ☐ **Ask your coworker to clean it up.**
- ☐ **Inform the customer that their bag broke, and trash spilled.**

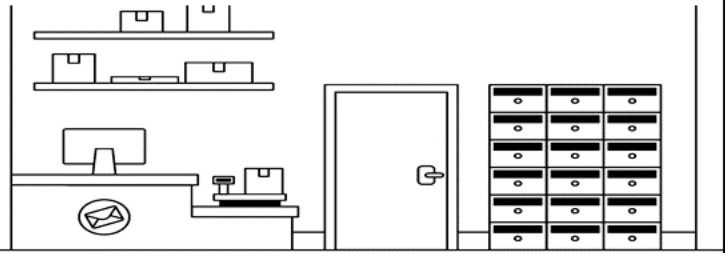
POSTAL WORKER



Characteristics:



Where I work:



What I wear:

--	--	--


Daily Tasks:




Tools I use:

--	--	--	--	--

POSTAL WORKER FOR THE DAY




**A customer says:
they never got
their package.**



What should the Worker do?

- ☐ **Search for their package.**
- ☐ **Tell them to look harder.**
- ☐ **Report it missing.**
- ☐ **Tell them it's probably lost.**
- ☐ **Report it to your manager.**

MILITARY SERVICE MEMBER



Characteristics:



Where I work:



What I wear:

--	--	--

Daily Tasks:




Tools I use:

--	--	--	--	--

MILITARY SERVICE MEMBER FOR THE DAY




**While on a mission,
critical communication
equipment stops
working.**



What should the Worker do?

- ☐ **Attempt to fix the equipment.**
- ☐ **Retreat from the mission.**
- ☐ **Continue with the mission.**
- ☐ **Use backup communication methods.**


AUTOREPAIRMAN



Characteristics:



Where I work:



What I wear:

--	--	--


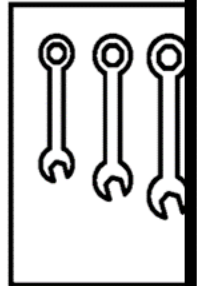

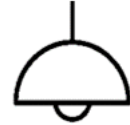
Daily Tasks:




Tools I use:

--	--	--	--	--

AUTOREPAIRMAN FOR THE DAY



After inspecting the broken car, the problem can't be determined.



What should the Repairman do?

- ☐ **Inspect the car again.**
- ☐ **Ask another repairman to take a look.**
- ☐ **Tell the customer you can't find the problem.**
- ☐ **Do research on the car's history.**


FARMER



Characteristics:



Where I work:



What I wear:

--	--	--

Daily Tasks:



Tools I use:

--	--	--	--	--

FARMER FOR THE DAY




**A rabbit is stealing
all of the crops that
were
planted.**

What should the Farmer do?

- ☐ **Shoo the rabbit away.**
- ☐ **Hope the rabbit stops.**
- ☐ **Build a fence around the crops.**
- ☐ **Set up a scarecrow.**

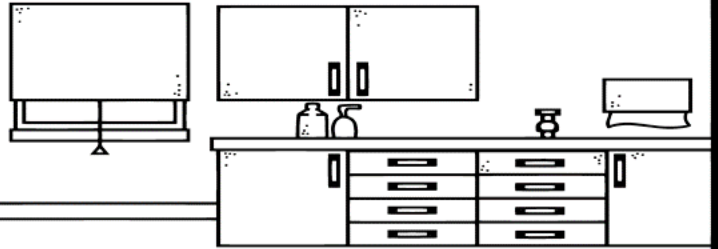
DENTIST



Characteristics:



Where I work:



What I wear:

--	--	--


Daily Tasks:



Tools I use:

--	--	--	--	--


DENTIST FOR THE DAY



**A patient is scared
of dental work and
visibly upset.**

What should the Dentist do?

- ☐ **Reassure the patient.**
- ☐ **Proceed with the work anyways.**
- ☐ **Take time to talk to them.**
- ☐ **Give them time to calm down.**



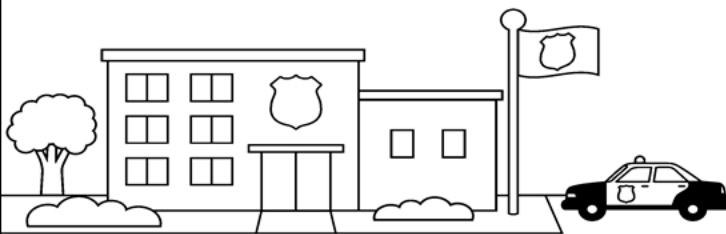
POLICE OFFICER



Characteristics:



Where I work:



What I wear:

--	--	--


Daily Tasks:



Tools I use:

--	--	--	--	--

POLICE OFFICER FOR THE DAY

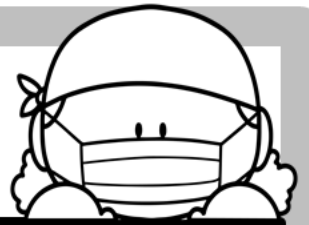


A child is lost and cannot give much information.

What should the Officer do?

- ☐ **Bring him back to the station.**
- ☐ **Interrogate him.**
- ☐ **Search belongings for identification.**
- ☐ **Reassure him that you will help him.**

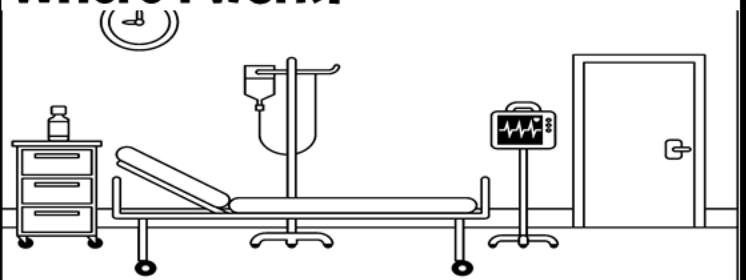
DOCTOR



Characteristics:



Where I work:



What I wear:

Three empty dotted boxes for writing or drawing.

Daily Tasks:




Tools I use:

Five empty dotted boxes for writing or drawing.

DOCTOR FOR THE DAY



**A patient is saying
they think they
broke their arm.**




What should the Doctor do?

- ☐ **Take an X-ray of the arm.**
- ☐ **Give a sling for the arm.**
- ☐ **Give pain medication.**
- ☐ **Tell them to come back if it gets worse.**

NURSE



Characteristics:



Where I work:



What I wear:

Three empty dotted boxes for drawing or writing.


Daily Tasks:



Tools I use:

Five empty dotted boxes for drawing or writing.

NURSE FOR THE DAY



**A patient suddenly
collapses to the
floor.**




What should the Nurse do?

- ☐ **Check their pulse and breathing.**
- ☐ **Begin life-saving measures like CPR.**
- ☐ **Call for a Doctor to assess the patient.**
- ☐ **Stare at them in shock.**


FIREFIGHTER



Characteristics:



Where I work:



What I wear:

--	--	--


Daily Tasks:




Tools I use:

--	--	--	--	--

FIREFIGHTER FOR THE DAY



**A person is
struggling to get out
of the fire in the
building.**




What should the Firefighter do?

- ☐ **Help the person.**
- ☐ **Focus on putting
out the fire.**
- ☐ **Call for help.**
- ☐ **Wait for backup.**

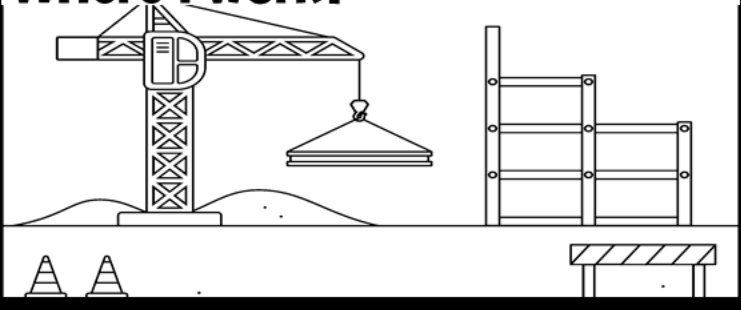
CONSTRUCTION WORKER



Characteristics:



Where I work:



What I wear:

--	--	--


Daily Tasks:



Tools I use:

--	--	--	--	--

CONSTRUCTION WORKER FOR THE DAY



**When drilling, a pipe
is accidentally hit
and starts leaking.**

What should the Worker do?

- ☐ **Stop working.**
- ☐ **Tell a supervisor.**
- ☐ **Keep drilling.**
- ☐ **Try to seal the
leak.**

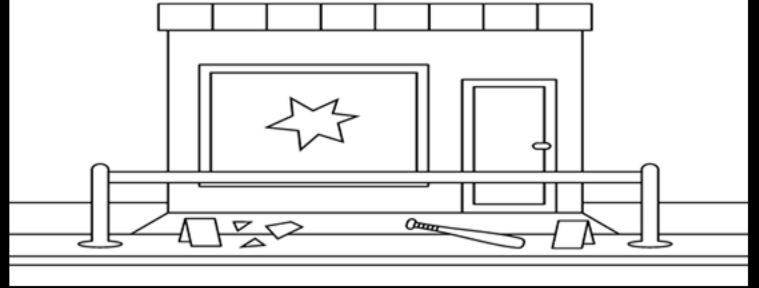
DETECTIVE



Characteristics:



Where I work:



What I wear:

--	--	--

Daily Tasks:




Tools I use:

--	--	--	--	--

DETECTIVE FOR THE DAY



**Footprints are
found at the scene
of the crime.**



What should the Detective do?

- ☐ **Take a picture of
them.**
- ☐ **Take a sample and
add it to evidence.**
- ☐ **Ignore it.**
- ☐ **Cover it up.**

LIBRARIAN



Characteristics:



Where I work:



What I wear:

--	--	--


Daily Tasks:



Tools I use:

--	--	--	--	--

LIBRARIAN FOR THE DAY



**A student is being
too loud and
disturbing others.**

What should the Librarian do?


- ☐ **Ask them to quiet down.**
- ☐ **Ignore them.**
- ☐ **Kick them out.**
- ☐ **Say "Shhhhhh!!!"**




BUS DRIVER



Characteristics:



Where I work:



What I wear:

--	--	--


Daily Tasks:



Tools I use:

--	--	--	--	--

BUS DRIVER FOR THE DAY



A passenger is leaving trash in the aisle.



What should the Driver do?

- ☐ Stop the bus and address it.
- ☐ Wait till the next stop to address it.
- ☐ Yell for them to clean it up.
- ☐ Kick them off the bus.
- ☐ Leave the trash there.


LIFEGUARD



Characteristics:



Where I work:



What I wear:

--	--	--


Daily Tasks:



Tools I use:

--	--	--	--	--

LIFEGUARD FOR THE DAY



A swimmer is struggling to swim in the ocean.



What should the Lifeguard do?

- ☐ **Rescue them.**
- ☐ **Give them a floatation device.**
- ☐ **Tell the swimmer nearby to help.**
- ☐ **See if they can manage it on their own.**


GROCERY CLERK



Characteristics:



Where I work:



What I wear:

--	--	--

Daily Tasks:



Tools I use:

--	--	--	--	--

GROCERY CLERK FOR THE DAY



**A customer says
that an item is on
sale but it is not
ringing up on sale.**

What should the Clerk do?

- ☐ **Call a manager to help.**
- ☐ **Believe the customer.**
- ☐ **Tell them it's not on sale.**
- ☐ **Check the signage to see if they are correct.**

CROSSING GUARD

STOP



Characteristics:



Where I work:



What I wear:

--	--	--

Daily Tasks:



Tools I use:

--	--	--	--	--

CROSSING GUARD FOR THE DAY



**A student runs
into the road.**

STOP

What should the Worker do?

- ☐ **Stop traffic.**
- ☐ **Explain road
safety to student.**
- ☐ **Scream at student.**
- ☐ **Hope the cars stop
in time.**

What I Wear

**Cut and Paste
Pieces**

What I wear



Lab Coat



Head
light



Gloves



Comfy
Shoes



ID Lanyard



Keys



Briefcase



Black Robe



Suit



Briefcase



Tie



Suit



Hat



Comfy
Shoes



Overalls




Ranger
hat



Ranger
Badge



Khakis



Toolbox



Overalls



Waterproof
Jumpsuit



Mail Bag



Postal
Uniform



Postal
Hat

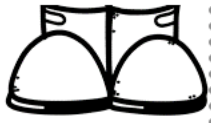


Gloves

What I wear



Safety vest



Waterproof boots




Boots



Dog Tags




Camo



Jumpsuit



Cap



Overalls



Cowboy Hat



Overalls



Boots



Lab Coat



Mask



Gloves



Badge



Police uniform



Police hat



Scrubs



Lab Coat



Mask



Scrubs



Mask



Crocs



Firefighter jacket

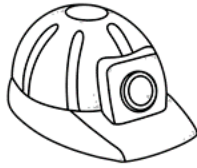


Firefighter boots

What I wear



Helmet



Hard
Hat



Safety
Vest



Safety
Goggles



Briefcase



Fedora
hat



Trench Coat



ID Lanyard



Sweater



Comfy
Shoes



Bus driver
hat



Shirt



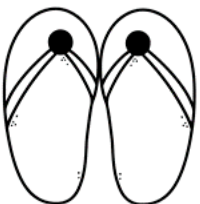
Long pants




Life Guard
Uniform



Sunscreen



Flip Flops



Apron



Shirt



Pants



Safety vest



Raincoat



Sunglasses

Tools I use

**Cut and Paste
Pieces**

Tools I use



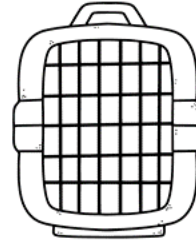
Medicine



Vaccine



Treats



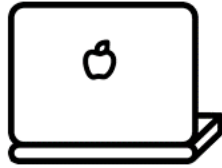
Cage




Bandage




Pens




Laptop




Clipboard



Books



Constitution



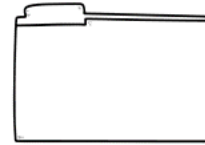
Gavel



Pens



Law books



Files



Pens



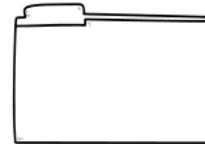
Legal notepad



Calendar



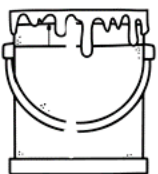
Law books



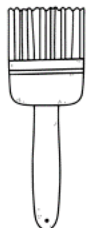
Files




Trowel



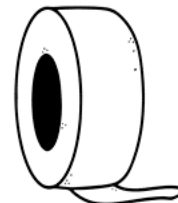
Paint




Paintbrush



Ladder



Tape



Binoculars


Tools I use



Compass



Walkie-talkie



Ranger
Truck



Lookout post



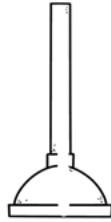
Wrench



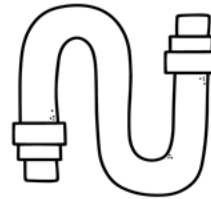
Repair van



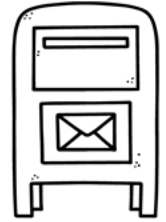
Pliers



Plunger



Pipes



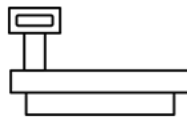
Mail box



Trolley



Mail truck



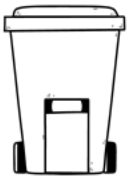
Scale



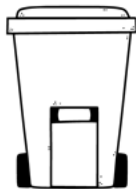
Stamps



Trash
Truck



Trash bin



Recycling bin



Broom



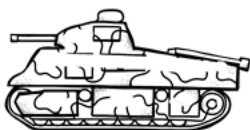
Trash bags



Jet



Humvee



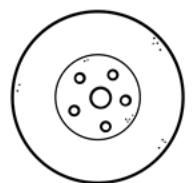
Tank



Battle Ship

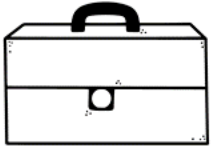


Helmet



Tires

Tools I use



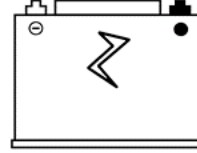
Toolbox



Wrench



Oil



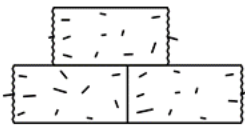
Car
Battery



Pitchfork



Barn



Hay



Tractor



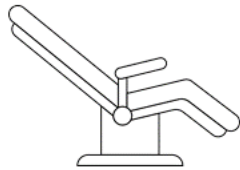
Wheel-
barrow



Dental Sink



Medicine



Dental Chair



Lollipops



Head light



Handcuffs



Police Car



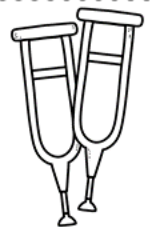
Evidence



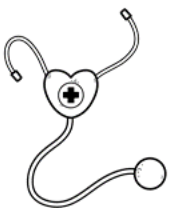
Police dog



Walkie-
talkie



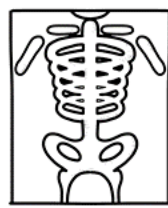
Crutches



Stethoscope



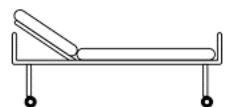
Medicine



Xray



Otoscope

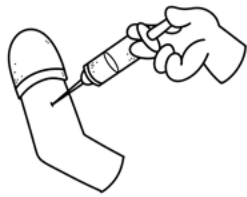


Gurney

Tools I use



Bandages



Syringe



Monitor



Ice packs




Fire Alarm



Ladder



Hose



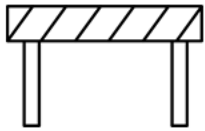
Firetruck



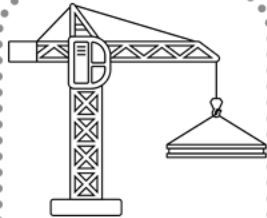
Fire Hydrant



Cones



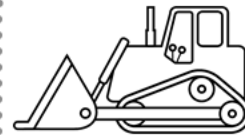
Barrier



Crane



Shovel



Bulldozer



Clues



Camera




Evidence




Notepad



Magnifying glass



Computer



Books




Bookshelves



Ladder



Bookmark



Bus

Tools I use



Stop sign



Route
Schedule



Walkie-
Talkie



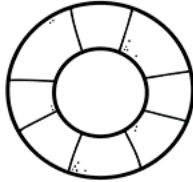
Stop Light



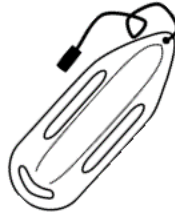
Whistle



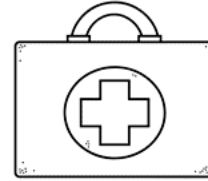
Elevated
chair



Life
preserver



Rescue can



First aid kit



Shopping
Cart



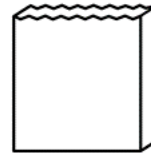
Cash
Register



Shopping
Basket



Food
items



Bags



Cross Walk



Stop Sign



Cones



Stop Light




Whistle

Bulletin Board & Upper Level Learners Version

A large black and white line drawing of a clipboard with a clip at the top. The clipboard contains a worksheet with a title, a list of tasks, and a cartoon illustration of a vet and a cat at the bottom.

DAY IN THE LIFE OF A VETERINARIAN


These are some of their daily tasks:



A large black and white line drawing of a clipboard with a clip at the top. The paper on the clipboard contains the title and text. At the bottom left, there is a cartoon illustration of a smiling girl with a ponytail, an apple, and a stack of books.

DAY IN THE LIFE OF A TEACHER


These are some of their daily tasks:



A large black and white line drawing of a clipboard with a clip at the top. The clipboard contains a worksheet with a title, a list of tasks, and a cartoon judge at the bottom.

DAY IN THE LIFE OF A JUDGE


These are some of their daily tasks:





DAY IN THE LIFE OF A LAWYER

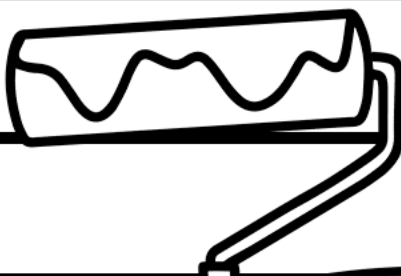
These are some of their daily tasks:






DAY IN THE LIFE OF A PAINTER

These are some of their daily tasks:





A large clipboard with a clip at the top, holding a sheet of paper. The paper has a title, a list of tasks, and a cartoon character at the bottom.

DAY IN THE LIFE OF A PARK RANGER


These are some of their daily tasks:



A large black and white line drawing of a clipboard with a clip at the top. The clipboard contains a worksheet with a title, a list of tasks, and a cartoon plumber at the bottom.

DAY IN THE LIFE OF A PLUMBER


These are some of their daily tasks:



A large black-outlined clipboard with a clip at the top. Inside the clipboard frame is a worksheet with a title, a list of tasks, and a cartoon character at the bottom.

DAY IN THE LIFE OF A WASTE COLLECTOR


These are some of their daily tasks:



A large black and white line drawing of a clipboard with a clip at the top. The clipboard contains a worksheet with a title, a list of tasks, and a cartoon postman at the bottom.

DAY IN THE LIFE OF A POSTAL WORKER


These are some of their daily tasks:



A large, stylized black and white illustration of a clipboard with a clip at the top. The clipboard contains a worksheet with a title, a list of tasks, and a cartoon character at the bottom.

DAY IN THE LIFE OF A MILITARY SERVICE MEMBER


These are some of their daily tasks:





DAY IN THE LIFE OF A AUTOREPAIRMAN


These are some of their daily tasks:





DAY IN THE LIFE OF A FARMER


These are some of their daily tasks:



A large black and white line drawing of a clipboard with a clip at the top. The clipboard contains a worksheet with a title, a list of tasks, and a cartoon character at the bottom right.

DAY IN THE LIFE OF A DENTIST


These are some of their daily tasks:



A large, stylized black and white illustration of a clipboard with a clip at the top. The clipboard contains a worksheet with a title, a list of tasks, and a cartoon character at the bottom.

DAY IN THE LIFE OF A POLICE OFFICER


These are some of their daily tasks:



A large black and white line drawing of a clipboard with a clip at the top. The clipboard contains a worksheet with a title, a list of tasks, and a cartoon doctor at the bottom.

DAY IN THE LIFE OF A DOCTOR

These are some of their daily tasks:



A large black-outlined clipboard with a clip at the top. Inside the clipboard frame, there is a title and a list of tasks. At the bottom left, there is a cartoon nurse character. At the bottom right, there is a copyright notice.


DAY IN THE LIFE OF A NURSE

These are some of their daily tasks:



DAY IN THE LIFE OF A FIREFIGHTER


These are some of their daily tasks:



A large, stylized black and white illustration of a clipboard with a clip at the top. The clipboard contains a worksheet with a title, a list of tasks, and a cartoon character at the bottom.


DAY IN THE LIFE OF A CONSTRUCTION WORKER

These are some of their daily tasks:



DAY IN THE LIFE OF A DETECTIVE


These are some of their daily tasks:






DAY IN THE LIFE OF A LIBRARIAN

These are some of their daily tasks:



DAY IN THE LIFE OF A BUS DRIVER


These are some of their daily tasks:



A large, stylized black and white illustration of a clipboard with a clip at the top. The clipboard contains a worksheet with a title, a list of tasks, and a cartoon lifeguard at the bottom.

DAY IN THE LIFE OF A LIFEGUARD


These are some of their daily tasks:



A large, stylized black and white illustration of a clipboard with a clip at the top. The clipboard contains a worksheet with a title, a list of tasks, and a cartoon character at the bottom.

DAY IN THE LIFE OF A GROCERY CLERK


These are some of their daily tasks:



A large black and white line drawing of a clipboard with a clip at the top. The clipboard contains a worksheet with a title, a list of tasks, a stop sign, and a cartoon character.

DAY IN THE LIFE OF A CROSSING GUARD

These are some of their daily tasks:



counseling

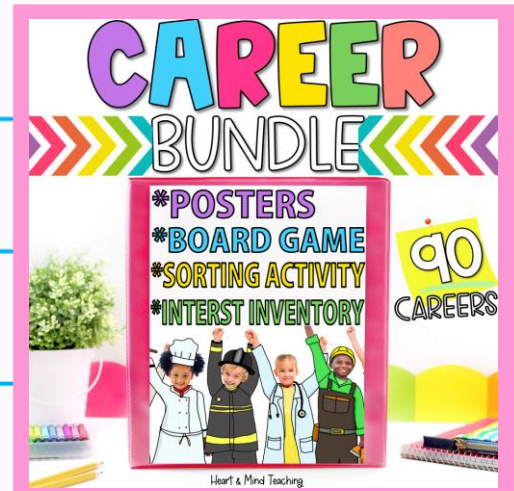
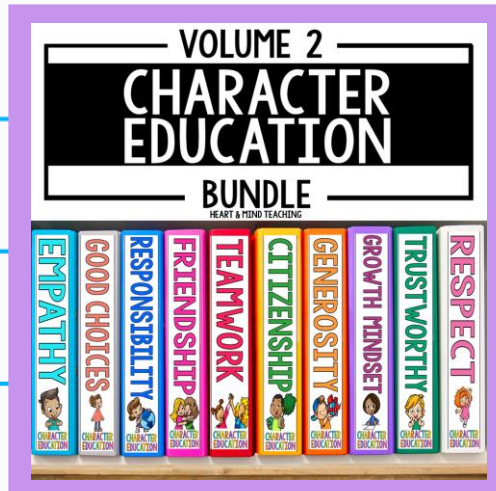

sel

small groups

book companions

behavior

♡♡ Best Selling Resources



COUNSELOR COLLAB MEMBERSHIP

The Must-have resource membership:

www.counselorcollab.com



WANT A PEEK INTO MY CLASSROOM?

Check out my website:

www.heartandmindteaching.com



TERMS OF USE

By purchasing this product, you, the purchaser, are granted the right to reproduce pages for ONE classroom only. Duplication for more than one classroom or teacher is strictly forbidden. Doing so is a violation of the Digital Millennium Copyright Act (DMCA). This resource may not be uploaded or distributed online for free (even if it is a free resource) – on a district or outside site. Thank you for respecting my work!

You may:



Use items for your personal use.



Make copies for your classroom or your own student's families.



Reference (without distribution) this product in blog posts, seminars, PD workshops, provided there is credit given to myself as the author and a link back to my TPT store included.

You may not:



Claim this work as your own, alter the files in any way, or remove the copyright.



Repackage, sell, or giveaway this product to others.



Offer to share this product anywhere on the internet as a download or copy.

A special thanks to these authors:

THIS RESOURCE WAS CREATED WITH ELEMENTS FROM THESE AUTHORS.

